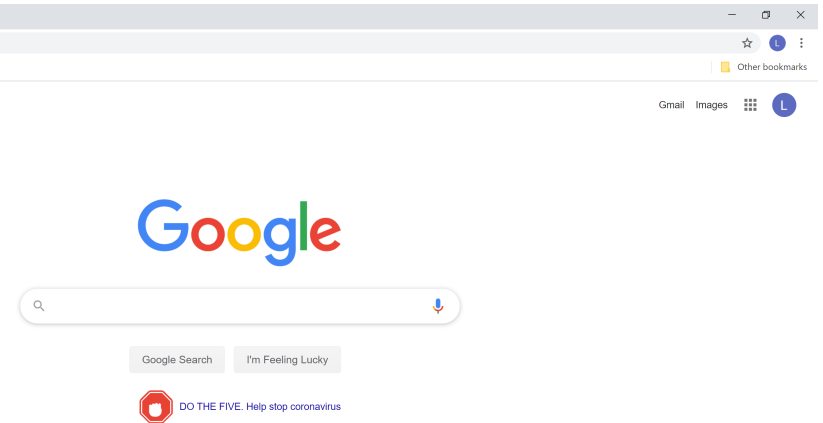

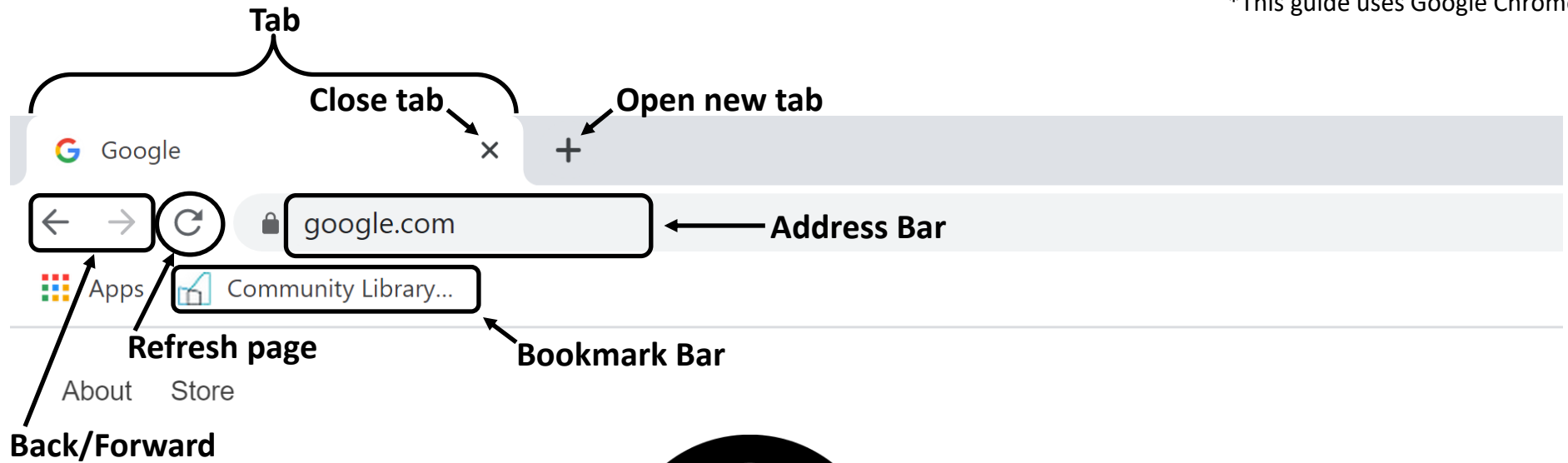


Using a Web Browser

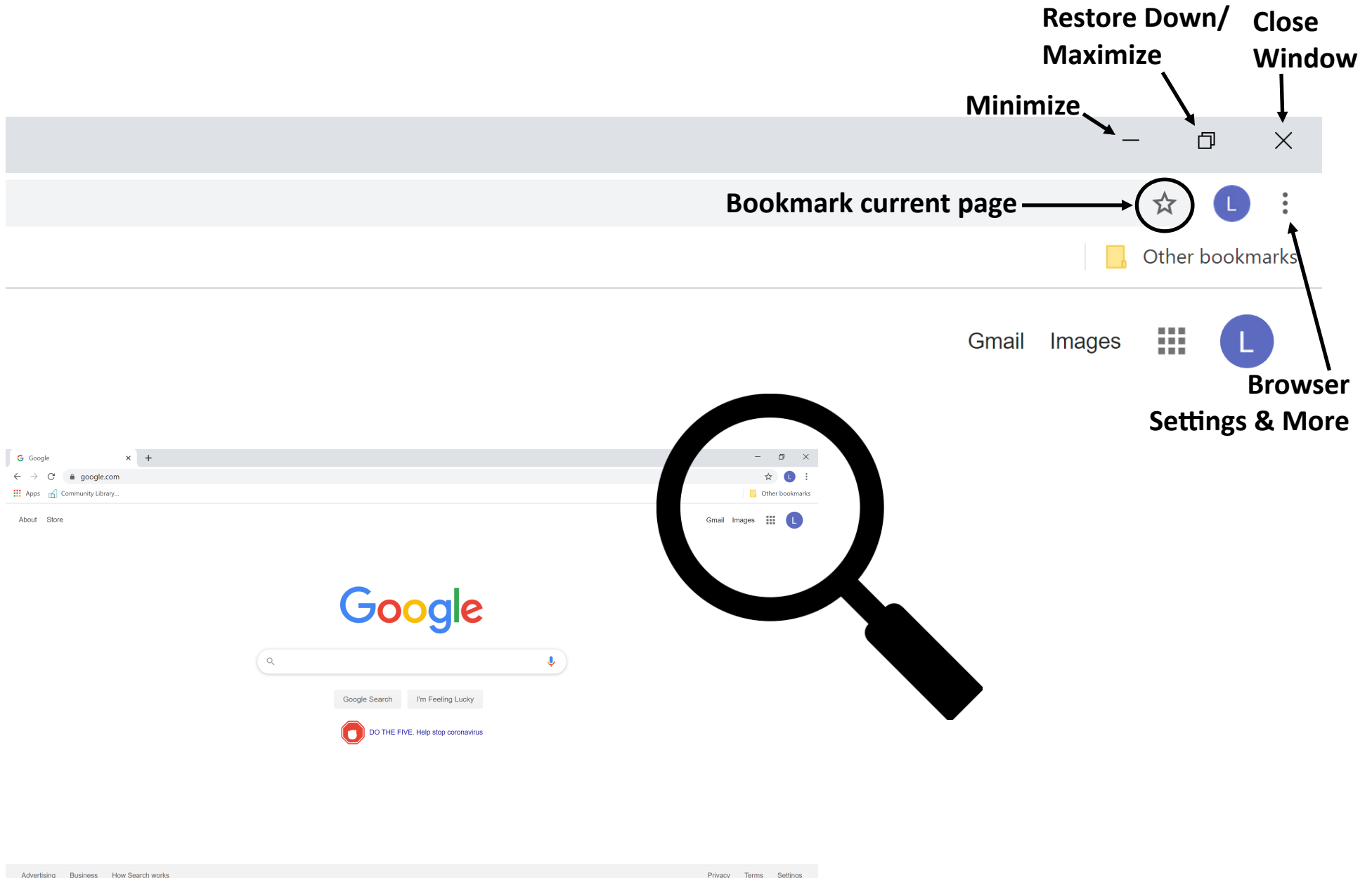
Reference Guide

*This guide uses Google Chrome



Using a Web Browser

Reference Guide



Restore Down/ Maximize

Minimize

Close Window

Bookmark current page

Other bookmarks

Gmail Images

Browser Settings & More

Google

google.com

Apps Community Library...

About Store

Google

Google Search I'm Feeling Lucky

DO THE FIVE. Help stop coronavirus

Advertising Business How Search works

Privacy Terms Settings

The image shows a detailed view of a web browser's top interface. At the top, there are window control buttons: a dash for 'Minimize', a square for 'Restore Down/ Maximize', and an 'X' for 'Close Window'. Below these are the 'Bookmark current page' (star icon), 'Other bookmarks' (bookmarks icon), and a blue circle with an 'L' for the user profile. Further down are links for 'Gmail' and 'Images', and a grid icon for 'Browser Settings & More'. A magnifying glass is positioned over the browser's address bar and toolbar area. The background shows the Google homepage with its search bar and navigation links.

Using a Web Browser

Glossary



Address bar: A text box that tells you the address of the web page you are currently viewing. Type a web address or a Google search in the address bar and press Enter to go to that web page or search result.

Back/Forward: The back button takes you to the previous page you were viewing. Then, you can click the forward button to return to the original page you were viewing.

Bookmark: A web page's address that has been saved for easier access; when you bookmark a page it will show up in your Bookmarks Bar.

Browser Settings: You can look at your History, Bookmarks, Downloads and more from here. You can also Print a web page from here. Settings are often indicated by an icon made up of three dots or horizontal lines on top of one another.

Maximize: Enlarges window to take up full screen.

Minimize: Hides window so it is out of view, but remains running in the background. The window can be accessed again by clicking your web browser icon on the taskbar.

Refresh: Reloads the content on the web page you are currently viewing.

Restore Down: Reduces size of window from full screen.

Tab: A part of a window that allow you to open multiple web pages at once; You can switch between tabs by clicking on one or another at the top of the web browser.

URL: Also known as a web address; Stands for Uniform Resource Locator.

Window: The graphical display of a computer program (e.g., web browser) in use; Can contain multiple tabs; Think of a window as a folder and tabs as the papers within the folder.

Using a Web Browser

Browser Options

Internet Browser Options:

- Google Chrome



- Most commonly used browser
- Google account integration

- Mozilla Firefox



- Easy to use interface
- Open source

- Safari



- Only for Apple users
- Built-in ad blocking

- Microsoft Edge



- Simplistic interface
- Default search engine is Bing

For a complete tutorial on using an internet browser visit:

<https://edu.gcfglobal.org/en/internetbasics/using-a-web-browser/1/>

Annoyed by ads across webpages?



⇒ Download AdBlock Plus, a free browser add-on that blocks advertisements

⇒ AdBlock Plus can be turned off at any point for websites that prevent access to those with adblockers