

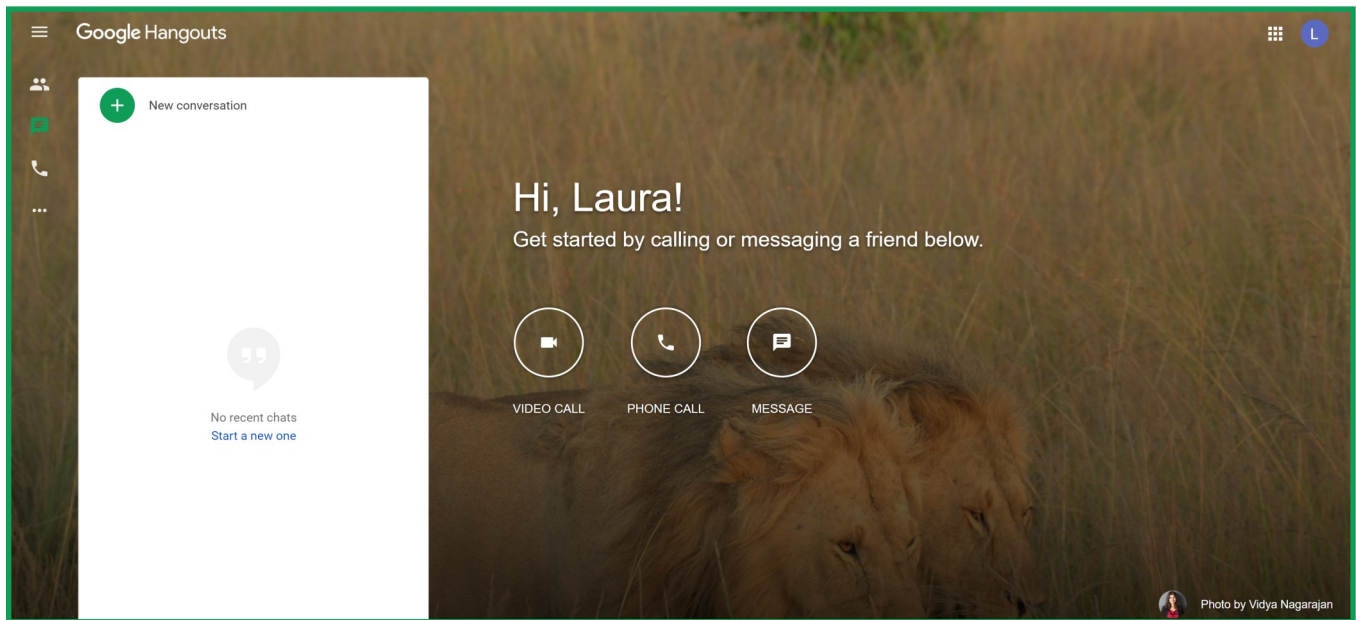
# Google Hangouts




Community Library  
of DeWitt & Jamesville

Google Hangouts is a free communication service that allows you to connect from home with others over the internet. Start a text, voice, or video chat with one or more people by entering their email(s). You need a Google account to start a Hangout but not to connect to one.


1. Go to <https://hangouts.google.com/>. Log into your Google account if you are not already signed in.



2. Click Video Call, Phone Call, or Message.
3. Enter the email address of the person you wish to call or enter their name if they are in your contacts. They do not need to have a Google account to connect with you.
4. If the other person does not have a Google account, click Copy Link to Share.
5. If the other person has a Google account, they can accept your call by going to Hangouts.google.com. If they don't have a Google account, email them the link you copied. When they click the link, they will join your call.



Click to open  
chat



Click to mute  
microphone

Click to end  
call

Click to block  
camera

For more information about Google Hangouts go to  
<https://support.google.com/hangouts#topic=6386410>