

Getting eBooks on your Nook (or other non-Kindle eReader)



Community Library
of DeWitt & Jamesville



Access the library's digital collection on our online catalog. Then, transfer ebooks to your Nook or other non-Kindle eReader using Adobe Digital Editions on a computer.

1) You will need to download a free program to your computer called **Adobe Digital Editions (ADE)** to transfer ebooks to your Nook or other non-Kindle eReader.

- You can find the download for Adobe Digital Editions here: <https://www.adobe.com/solutions/ebook/digital-editions/download.html>, Adobe's website, or a Google search.
- Make sure you select the correct version for your computer (Windows or Mac).
- If prompted, authorize ADE by creating a free Adobe ID account or entering your Adobe ID information if you already have an account. You need to authorize ADE in order to download DRM-protected ebooks.

- If you are not prompted:* In ADE click **Help** in the upper left corner and then **Authorize Computer**. Click **Create an Adobe ID** and create a free account. Back in ADE, select Adobe ID as eBook vendor, enter your Adobe ID account information, and click Authorize.

1c

2a

2) Search OCPL's catalog for a compatible ebook.

You can find the catalog here: <https://catalog.onlib.org/polaris/search/default.aspx?ctx=1.1033.0.0.6&type=Keyword>

- For the Limit By parameter make sure you select **"Downloadable Ebooks—All Libraries."**
- When searching for an ebook, make sure to pay attention to the **System Details**. Ebooks that are compatible with Nook or other non-Kindle eReaders will have **Adobe EPUB eBook** as an available format under System Details. If System Details is not listed you may find Adobe EPUB eBook/ Adobe Digital Editions listed somewhere else in the item's record/description (like in the ISBN). This is okay too.

2b

- When you find a book you want, click **Check Out** to the right of the book. Make sure it is an ebook. Ebooks have a blue O & book icon below the cover image.
- It will ask you to choose the format. Select **"Adobe EPUB eBook."** If this option is not listed then that ebook is unfortunately not available for your device.
- There will be another pop-up. Select **"Download (EPUB eBook)."** The book will download.

2c



Getting eBooks on your Nook (or other non-Kindle eReader)

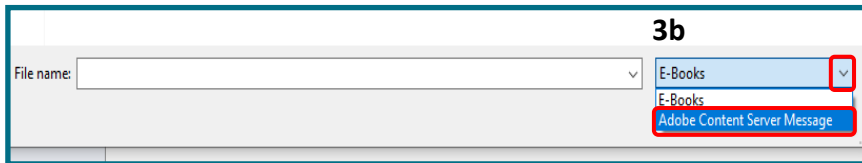
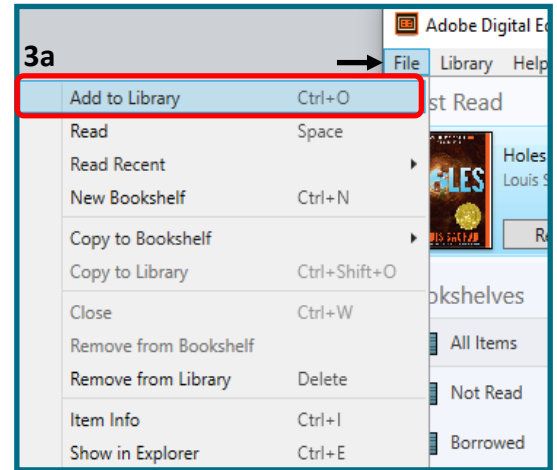


Community Library
of DeWitt & Jamesville

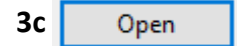


3) Open **Adobe Digital Editions (ADE)** on your computer.

- Click **File** in the top left corner. Then select **Add to Library**. Choose the ebook file you downloaded. It should be in your Downloads folder.
- IMPORTANT:** You may have to change the drop down box to the right of *File name:* to "**Adobe Content Server Message**" to be able to see the ebook file listed.



- When you have the ebook file selected, click **Open** in the bottom right corner.



- The ebook should appear in your ADE Bookshelves on the right side of the screen. (Sometimes the book opens right away. Click **Library** in the upper left corner to go back to the main screen).

4) Connect your Nook or non-Kindle eReader to your computer's USB port. Usually you can use the charging cord that came with the eReader for this.

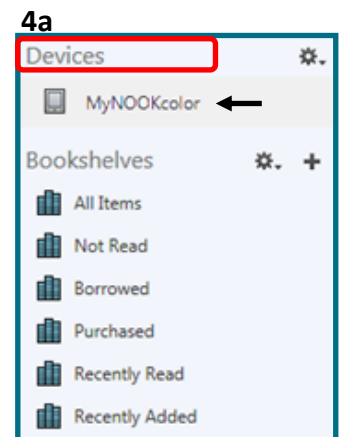
- Make sure your eReader is listed under the **Devices** heading on the left side of ADE. If it is not listed, try disconnecting the eReader from your computer and connecting it again. On some eReaders you may need to turn on "USB mode" by tapping *Connect* on your eReader.
- There are two ways to transfer the ebook to your eReader:
 - Right click on the ebook** and select **Copy to Computer device > "Your eReader Name."**

or

- Click, and then drag the ebook** you want to transfer from your ADE Bookshelves (right side of the screen) to your eReader listed under Devices (left side of the screen).

- Sometimes there is a file-transfer prompt on your eReader that you need to accept.

5) You are done! The ebook should now appear on your eReader. It may appear in a folder called "My Digital Editions." Also, some ebooks will require you to enter your Adobe ID login information (that you used to authorize ADE) to open the book on your eReader.



If you need more assistance please call us at 315-446-3578.